

CHERI



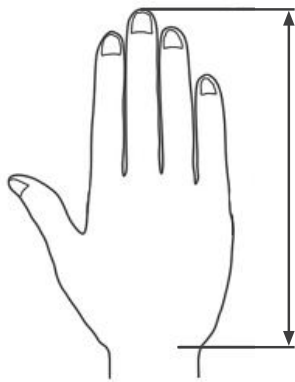
CHERI

How to choose between size 1 and size 2 for your CHERI CHERI bracelet?

CHERI CHERI is available in two sizes to better suit each woman's hand. Two pieces of information are vital in order to determine an appropriate size: the length and the width of the hand of the bracelet wearer.

1. Measure the length and the width of the hand

Print out the templates in original form (A4 100%) and align your hand as shown to the area matching the length and width of the hand. Measure the length and the width of the hand.



Length :



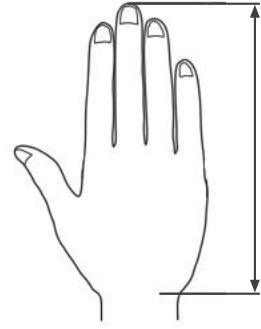
Width :

2. Determine the size of the CHERI CHERI bracelet

Use the table below to determine the best size for your measurements.

		Length				
		1	2	3	4	5
Width	1	T1	T1	T1		
	2	T2	T1	T2	T2	T2
	3			T2	T2	T2
	4				T2	T2

LENGTH



5

5

4

4

3

3

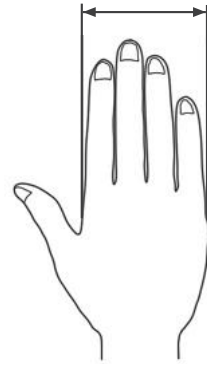
2

2

1

1

WIDTH



1 2 3 4

